



WESTERN **ONLINE**

AT WESTERN WASHINGTON UNIVERSITY
EXTENDED EDUCATION

FOR PRESENTATION WINTER 2017

OVERVIEW

WesternOnline is a unit of Extended Education at Western Washington University that provides support in the development and delivery of quality online courses and programs for students in Washington State and across the globe.

Additional information about WesternOnline is available on the web at www.western.edu/WesternOnline

PROGRAMMING

WesternOnline supports Western's academic departments and colleges in offering online and distance education opportunities to students in Washington and across the globe. Current programs and offerings include:

TERM-BASED ONLINE COURSES

Term-Based online courses follow the quarterly schedule. These courses have a set asynchronous or synchronous schedule, have assignments due on specific dates, and involve various levels of collaboration and communication.

Term-Based offerings may be either state-supported or self-sustaining.



SELF-PACED COURSES

Self-Paced Independent Learning courses are designed by Western faculty members so that students can start anytime and complete the course at their own pace within a six-month time frame.

Self-Paced offerings are self-sustaining.



DEGREE AND CERTIFICATE PROGRAMS

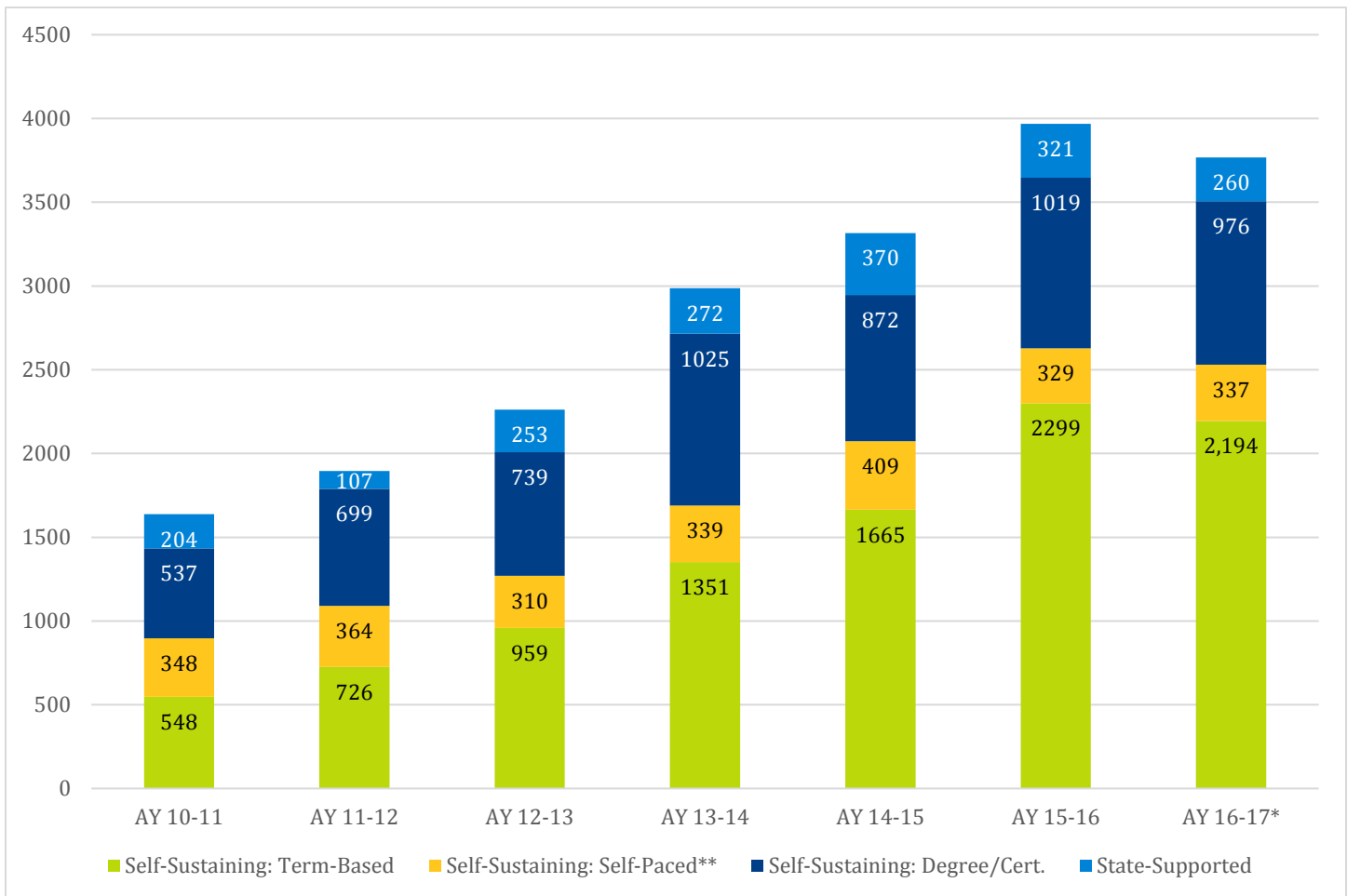
Online degree and certificate programs offered by Western are highly interactive and high quality. These programs are Term-Based. Instructors have carefully designed the curriculum to suit the needs of a variety of learners.

- Human Services, B.A.
100% Online Program
- TESOL Certificate Program
Online and Face-to-Face Options: Up to 100% Online
- ESOL for Practicing Teachers Endorsement Program
Hybrid Program: Online Offerings with Limited Residency Each Quarter
- Multidisciplinary Studies, B.A.
Flexible options; Available to students on the Kitsap and Olympic Peninsulas.



GROWTH IN ONLINE ENROLLMENT AT WESTERN

The data below represent the enrollment in Online: Term-Based offerings (including Self-Sustaining Term-Based offerings [■ green]; Self-Sustaining Self-Paced offerings [■ yellow]; Self-Sustaining Degree/Certificate Program offerings [■ dark blue]; and State-Supported Term-Based offerings [■ light blue]):



Data Source: BI/Query Peak Tables

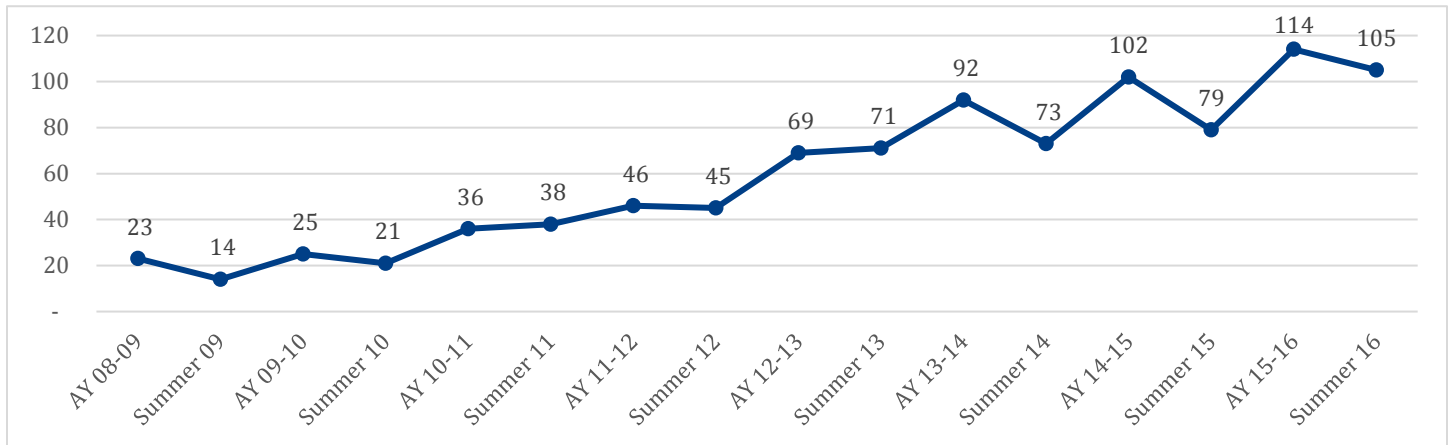
* Figures provided for AY 16-17 are estimates and are not yet finalized.

** Self-Paced figures represent annual registrations; all other figures represent academic year (fall, winter, spring).

SELF-SUSTAINING ONLINE: TERM-BASED ENROLLMENT TRENDS AND DATA

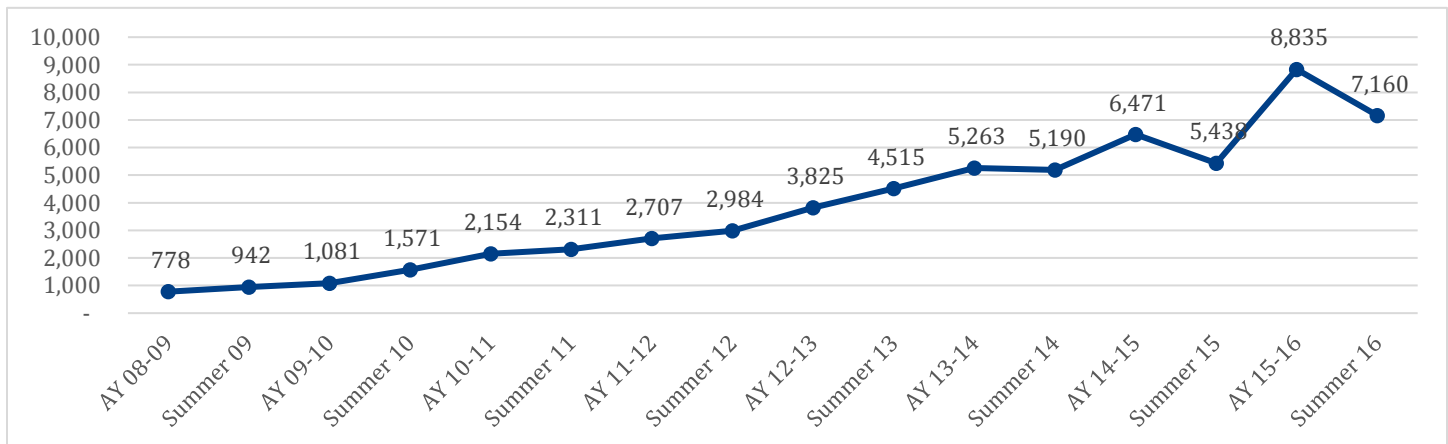
The data below demonstrate enrollment trends in Self-Sustaining Online: Term-Based offerings, student credit hours, and enrollment.

OFFERINGS



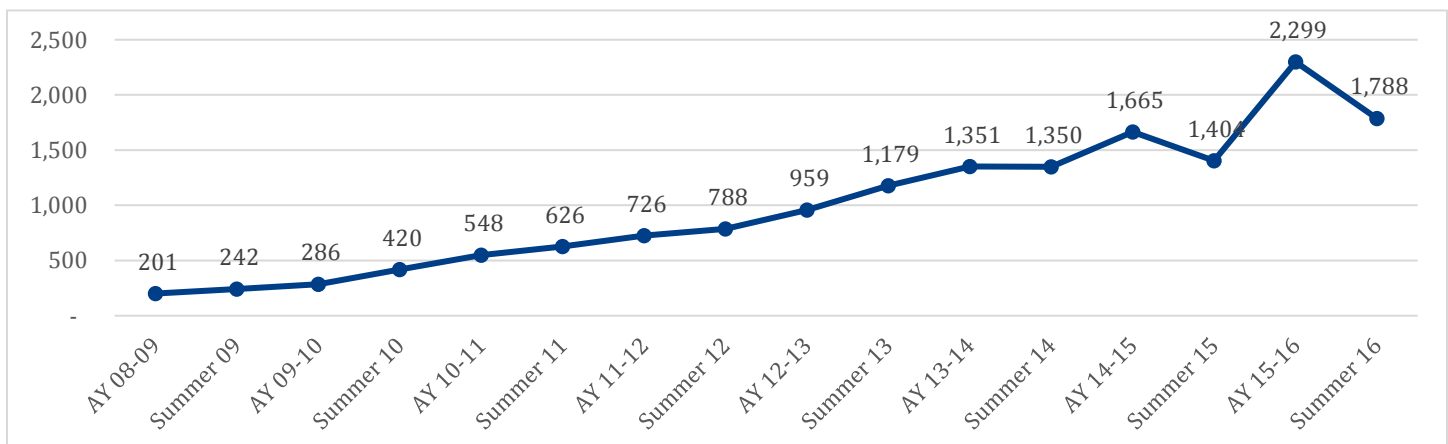
Source: OIR Query and BI/Query Peak Data Download for fall 2015-summer 2016

STUDENT CREDIT HOURS



Source: OIR Query and BI/Query Peak Data Download for fall 2015-summer 2016

ENROLLMENT



Source: OIR Query and BI/Query Peak Data Download for fall 2015-summer 2016

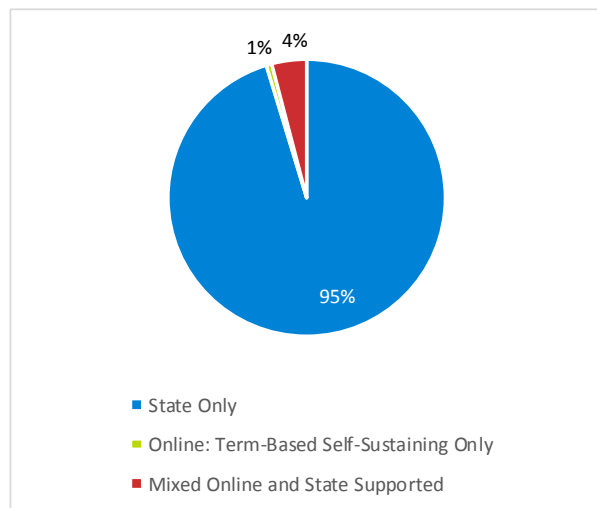
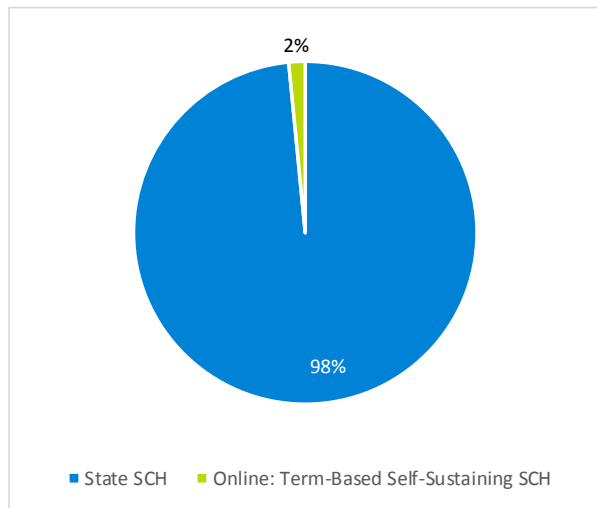
ENROLLMENT IN STATE AND ONLINE: TERM BASED OFFERINGS

Academic Year 2015-16																								
		Online: Term-Based (Non-Cohort/Degree/Certificate Program Credits)																						
		Total HC	0	1	2	3	4	5	6	7	8	9	10	11	12	13	14	15	16	17	18	19	Avg Self-Sus. OL SCH/HC	OL SCH
	Total HC	40,153	0	95	560	625	446	38	46	63	36	29	4	16	10	3	6	2	0	1	1			
State-Supported Credits	0	270		35	26	56	47	7	18	17	15	14	2	12	9	3	5	2			1	1	6.1	1,655
	1	29	29																				0.0	0
	2	107	103			2						2											0.3	28
	3	106	83		7	3	1		1	1	6	1		1	1		1						1.5	157
	4	618	540	2	10	27	7	1	4	15	6	4		2									0.7	449
	5	447	377		12	12	22	2	3	9	3	7											0.9	396
	6	168	144	1	3	4	7	1	1	5	1			1									0.8	136
	7	296	233		13	15	23	4	3	4	1												1.0	300
	8	1,408	1,150	7	35	118	66	7	9	9	4	1	2										0.8	1,166
	9	961	714	3	78	74	81	6	2	3													1.1	1,015
	10	1,320	1,044	1	88	73	107	5	2														0.9	1,137
	11	1,060	927	5	57	47	21	2	1														0.5	493
	12	5,538	5,277	30	83	118	27	2	1														0.2	935
	13	6,083	5,959	7	57	41	19																0.1	444
	14	6,824	6,745	2	57	12	7	1															0.0	264
	15	7,903	7,861	1	21	10	9		1														0.0	157
	16	4,286	4,270		5	10	1																0.0	60
	17	2,764	2,754		1	7	1	1															0.0	32
	18	1,336	1,334			2																	0.0	8
	19	355	354			1																	0.0	3
	20	228	228																				0.0	0
	21	12	12																				0.0	0
	22	8	8																				0.0	0
	23	6	6																				0.0	0
	24	1	1																				0.0	0
	Avg. State SCH/HC	13.6	0.0	7.1	10.3	9.0	8.4	7.1	4.5	4.2	2.8	2.3	4.0	1.1	0.3	0.0	0.5	0.0	0.0	0.0	0.0	0.0		
	State SCH	547,341	0	673	5,787	5,647	3,739	268	209	265	102	66	16	17	3	0	3	0	0	0	0	0	Total SCH	8,835

Data Source: OUR Query and BI/Query Data Download for fall 2015-summer 2016.

AY 2015-16 SCH Summary: State and Online: Term-Based Self-Sustaining	
State SCH	564,136
Online: Term-Based Self-Sustaining SCH	8,835
Total SCH	572,971

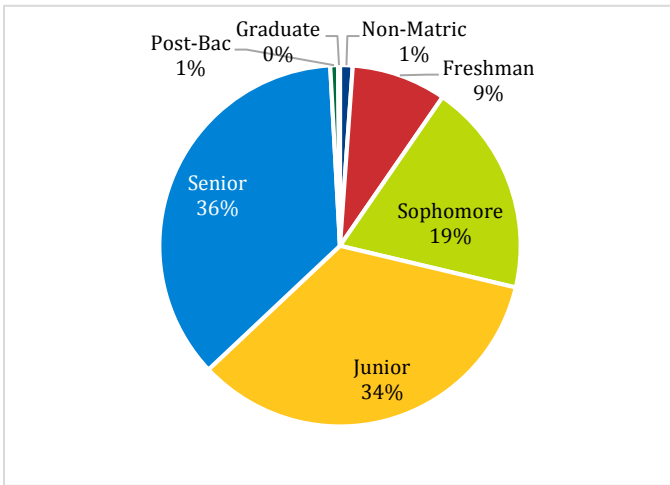
AY 2015-16 Quarterly Enrollment Summary: State and Online: Term-Based Self-Sustaining	
State Only	40,153
Online: Term-Based Self-Sustaining Only	270
Mixed Online and State Supported	1,711



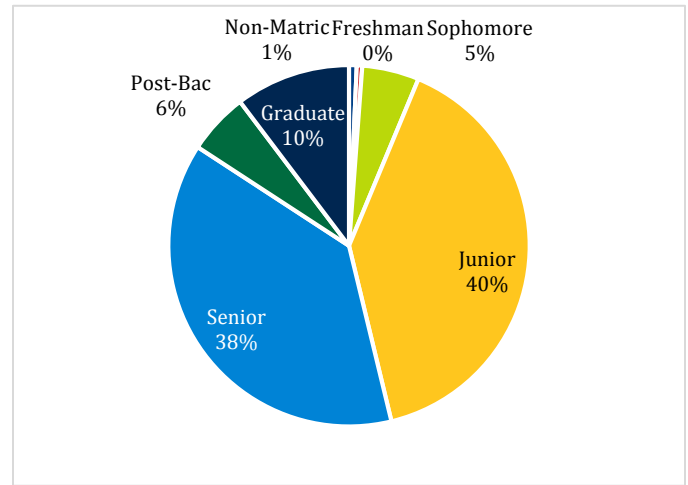
DEMOGRAPHICS OF STUDENTS ENROLLED IN SELF-SUSTAINING ONLINE OFFERINGS

CLASS STANDING

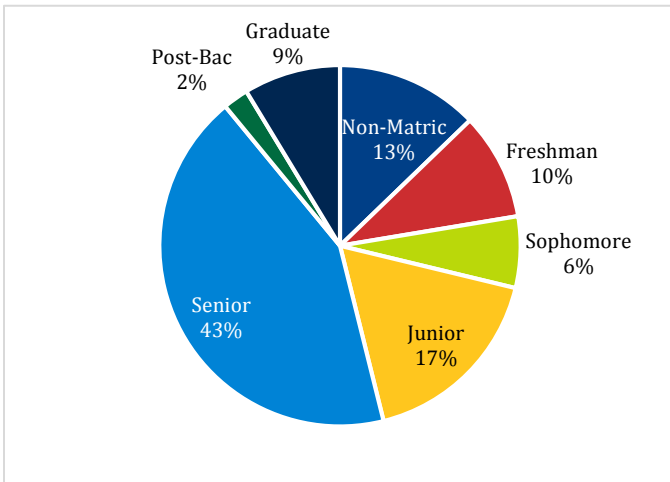
STUDENTS ENROLLED IN ONLINE: TERM-BASED OFFERINGS



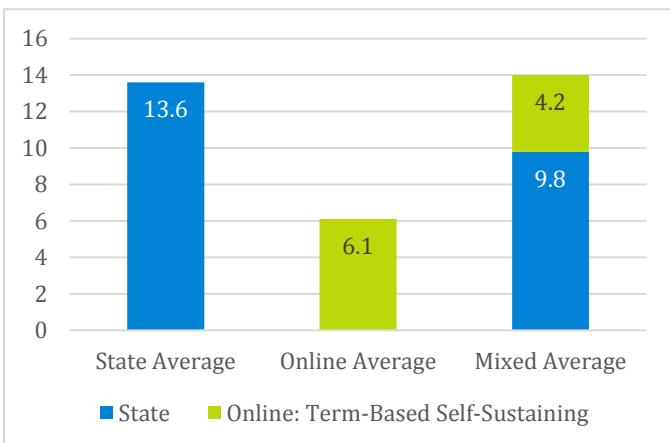
STUDENTS ENROLLED IN ONLINE OFFERINGS WITHIN DEGREE AND CERTIFICATE PROGRAMS



STUDENTS ENROLLED IN SELF-PACED OFFERINGS



AVERAGE CREDIT LOAD



AY 2015-16 Average Credit Load Summary: State and Online: Term-Based Self-Sustaining	
State Only	13.6
Online: TB Self-Sustaining Only	6.1
Mixed Online and State Supported	14.0